


Round Wire Coil Springs : DC- VUR



Defection I.D. Referenced, Stainless Steel, Heavy Load



Material of Round Wire Springs

Material SUS304-WPB Spring Constant $\pm 10\%$

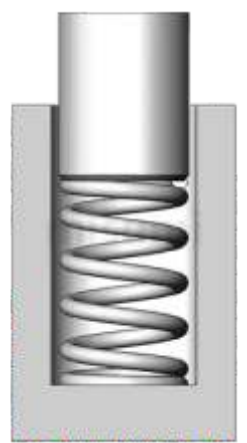
- DC-VUR: $F_{max.}$ (allowable displacement) = $L \times 60\%$
- The inner diameter standard type gives priority to guaranteeing the inner diameter, while the outer diameter is for reference only.

Type	Coil O.D. D - Free Length L		Outer Diameter D_1	Wire Diameter d	F Max.	N(kgf) max.	Reference		
							Pitch	Solid Length	Total Number of Rolls
DC-VUR	5 -	15*	5.9	0.45	9	2.65 {0.27}	1.7	5	10
		20*			12	3.53 {0.36}	2.2		
		25*	6	0.5	15	4.41 {0.45}	1.9	7.5	14
		30*			18	5.29 {0.54}	2.3		
	6 -	15*	7	0.5	9	2.65 {0.27}	1.9	5	9
		20*	7.1	0.55	12	3.53 {0.36}	2	6.6	11
		25*			15	4.41 {0.45}	2.5		
		30*			18	5.29 {0.54}	3		
		35*	7.2	0.6	21	6.17 {0.63}	2.7	9	14
		40*			24	7.06 {0.72}	3		
	8 -	20*	9.3	0.65	12	3.53 {0.36}	2.4	6.8	9.5
		25*			15	4.41 {0.45}	2.9		
		30*	9.4	0.7	18	5.29 {0.54}	2.7	9.1	12
		35*			21	6.17 {0.63}	3.2		
		40*			24	7.06 {0.72}	3.6		
	10 -	20*	11.4	0.7	12	3.53 {0.36}	3.3	5.6	7
		25*	11.5	0.75	15	4.41 {0.45}	3.1	7.5	9
		30*	11.6	0.8	18	5.29 {0.54}	2.7	10.4	12
		35*			21	6.17 {0.63}	3.2		
		40*			24	7.06 {0.72}	3.6		
	12 -	25*	13.6	0.8	15	4.41 {0.45}	3.6	7.2	8
	16 -	35*	18	1	21	6.17 {0.63}	4.7	9.5	8.5
		40*			24	7.06 {0.72}	5.3		

- Both ends of DC-VUR models with * are not ground.
- The solid length is a reference value. There will be slight differences among batches.
- Be sure to use within the allowable displacement $F_{max.}$ (mm).

PRODUCT FEATURES

- Different from ordinary springs on the market, Dymex Round Wire Springs are more precise and refined, divided into the inner diameter standard type and the outer diameter standard type, the former of which is manufactured giving priority to the inner diameter tolerance while the latter is manufactured giving priority to the outer diameter tolerance.
- Select an appropriate Round Wire Springs type according to the actual installation situation, and refer to the published content for the specific inner and outer diameter tolerance values.
 - * The solid length is a reference value. If it is used under the limit condition of the solid length, the spring may be deformed, or damaged after using only a limited number of times. Therefore, use within the allowable displacement $F_{max.}$ (mm). To increase the usage count, it is recommended to use the spring up to 70% of the allowable displacement $F_{max.}$.

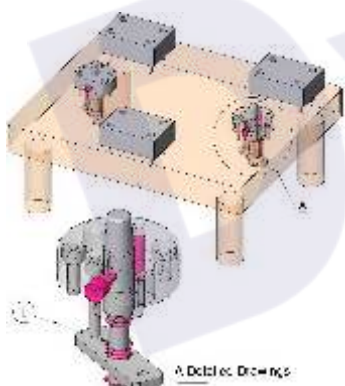


PRECAUTIONS

Precautions for use of Round Wire Springs
 Operating temperature of Round Wire Springs
 SWP-A.....Normal temperature (0~40°C)
 Stainless steel.....-10~100°C
 Spring oil tempered steel wire.....Normal temperature (0~40°C)

- * If the spring is used under conditions exceeding the above temperature, the load value may decrease due to usage conditions.

- * When used in an environment with high and low temperature differences and humidity such as outdoors, it is recommended to choose stainless steel products.
- * Heat-resistant springs can also be used. For details, refer to the Plastic Mold Components Catalog. Stainless steel springs are also magnetic. Please be careful.



EXAMPLE OF USE

Hole Reference Positioning Mechanism
 A Round Wire Springs is mechanism for positioning the workpiece based on the hole reference. Loosening during positioning can be reduced by using a tapered pin to eliminate the deviation caused by the tolerance of each workpiece hole. Select the compression spring to move from the beginning of the positioning contact with the workpiece.

Spring constant

D	Type	DC-VUY	DC-VUR	DC-VUF	DC-VUL
3					
4					
5		0.098 {0.01}			
6					
8			0.29 {0.03}	0.49 {0.05}	0.98 {0.10}
10					
12		0.196 {0.02}			
16					
Fmax.		F=Lx45%	F=Lx60%	F=Lx45%	F=Lx40%

ORDERING GUIDE



DC-VUR

www.dymextech.com
 india@dymextech.com