

Ball Splines - Standard

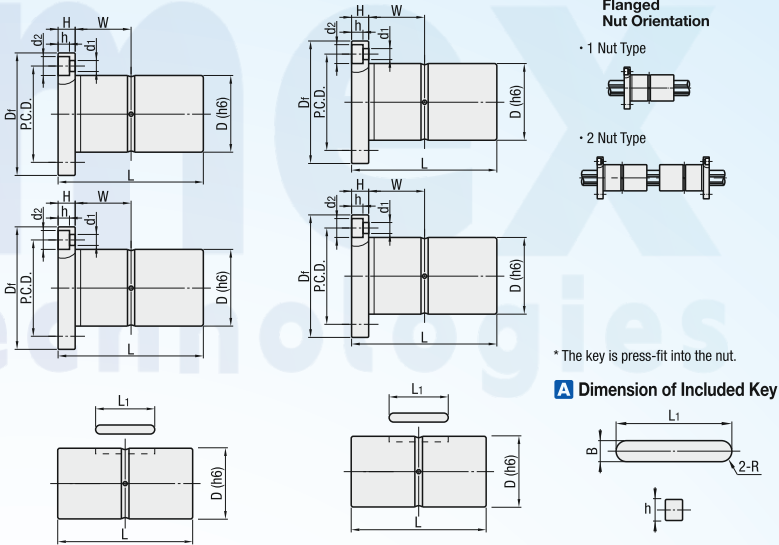
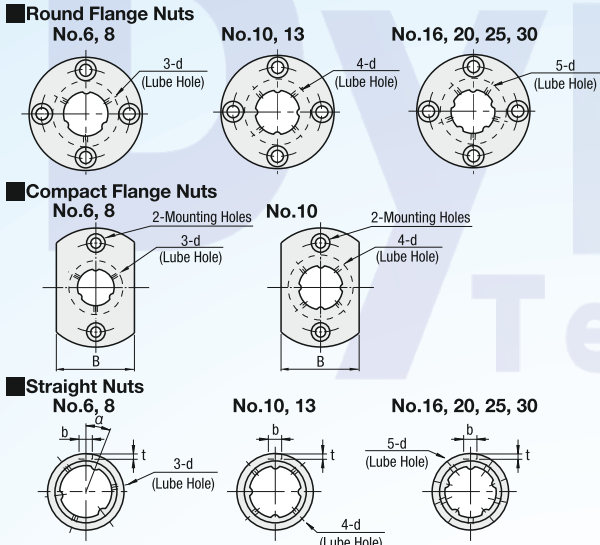



Features: Most common specification in miniature ball guide sets.

Industry Standard



Standard	Spline Shafts <input type="checkbox"/> Material Spline Shaft SUJ2 Equivalent <input type="checkbox"/> SCM415 Equivalent <input type="checkbox"/> Hardness: 58HRC~				Spline Shaft, Nut Material: SUS440C Equivalent Hardness: 55HRC~	
	Nut 1 pc.		Nut 2 pcs.		Nut 1 pc.	
	L Dimension Selectable	L Dimension Configurable	L Dimension Selectable	L Dimension Configurable	L Dimension Selectable	L Dimension Configurable
With Round Flange Nut	DBSSM	DBSSM	DBSS2M	DBHS2M	DBESKFS	DBASKFS
With Compact Flange Nut	DBSSM	DBSSM	DBSS2N	DBHS2N	—	—
With Straight Nut	DBSSS	DBSSS	DBSS2S	DBHS2S	—	—



* Please refrain from machining the nuts as it may have adverse effects on the accuracy.

Spline Shaft L dim. Selectable Type

Part Number	L Selection (mm)										D	Mass (Kg/m)
	Type	No.										
DBSSM DBSSN DBSSS DBSS2M DBSS2N DBSS2S DBESKFS	6	150 * 200 * 300 400									6	0.2
	8	150 * 200 * 300 400									8	0.39
	10	150 200 * 300 * 400 * 500 600									10.4	0.65
	13	150 200 * 300 * 400 * 500 600									13.4	1.11
	16	150 200 * 300 * 400 * 500 600									16.6	1.65
	20	150 200 300 400 500 600 700									20.6	2.57
	25	150 200 300 400 500 600 700 800 900									25.8	4.0
	30	150 200 300 400 500 600 700 800 900 1000 1150									30.8	5.85

Only * marked sizes are available for DBESKFS. For DBSSN and DBSS2N, only No. 6, 8 and 10 are available.

Spline Shaft L dim. Selectable Type

Part Number	L 1mm Increment				D	Mass (Kg/m)
	Type	No.	1-Nut Type	2-Nut Type		
DBSSM DBSSN DBSSS DBSS2M DBSS2N DBSS2S DBESKFS	*6	60~400(200)	60~400	6	0.2	
	*8	60~400(200)	60~400	8	0.39	
	*10	60~600(400)	90~600	10.4	0.65	
	*13	60~600(400)	100~600	13.4	1.11	
	*16	70~600(400)	110~600	16.6	1.65	
	20	80~700	130~700	20.6	2.57	
	25	90~900	150~900	25.8	4.0	
	30	100~1150	170~1150	30.8	5.85	

For DBASKFS, only * marked sizes are available, and the Max. L dimension is in (). For DBSSN and DBSS2N, only No. 6, 8 and 10 are available.

Round Flange Nuts, Compact Flange Nuts

No.	D(h6)	L	Df	H	P.C.D	d1	d2	h	W	d	B	Basic Rated Torque		Basic Load Rating		Allowable Static Moment		Mass (kg)
												Dynamic Ct (N·m)	Static C0t (N·m)	Dynamic C (kN)	Static C0 (kN)	M01 (N·m)	M02 (N·m)	
6	14	25	30	6	22	3.5	6	3.1	6.5	1.5	18	3.8	7	1.2	2.1	5	36	0.03
8	16		32		24						21	4.8	8.7	1.2	2.1	5	36	0.04
10	21	40(33)	42(41)	6(8)	32(30)	4.5	8	4.4(5.3)	15(10)	2	25	19(11)	34(21)	3.8(2.4)	6.9(4.3)	26(15)	181(102)	0.09
13	24	44(36)	44(45)	7(8)	33(34)						28(20)	52(37)	4.6(3.3)	8.3(5.9)	36(22)	251(148)	0.11	
16	31	50	51	7	40	5.5	9.5	5.4	22.5	2	51	93	6.2	11.1	56	386	0.2	
20	35	63	58	45	45						85	154	8.5	15.3	83	611	0.3	
25	42	71	65	9	52	6.6	11	6.5	30	2.5	193	348	15.4	27.7	173	1248	0.4	
30	47	80	75	10	60						272	490	18.5	33.3	212	1581	0.57	

Dimensions in () are for SUS440C Equivalent

Allowable static moment M01 is a value measured when a single nut is used, and M02 is a value measured when two nuts are used.

No.	D(h6)	L	b	Tolerance	t +0.05 0	d	α	Basic Rated Torque		Basic Load Rating		Allowable Static Moment		Mass (kg)	Dimensions of Key (Included)					
								Dynamic C0t (N·m)	Static C0t (N·m)	Dynamic C (kN)	Static C0 (kN)	M01 (N·m)	M02 (N·m)		B	Tolerance	H	Tolerance	L1	R
6	14	25	2.5	+0.014 0	1.2	1.5	15°	3.8	7	1.2	2.1	5	36	0.012	2.5	+0.016 +0.006	2.5	0	10.5	1.25
8	16							4.8	8.7	1.2	2.1	5	36	0.013					10.5	
10	21	40(33)	3	0	1.5	1.5	—	19(11)	34(21)	3.8(2.4)	6.9(4.3)	26(15)	181	0.06	3	+0.024 +0.012	3	-0.025	17(14)	1.5
13	24	44(36)						28(20)	52(37)	4.6(3.3)	8.3(5.9)	36(22)	251	0.07					17(14)	
16	31	50	3.5	0	2	2	—	51	93	6.2	11.1	56	386	0.15	3.5	+0.024 +0.012	3.5	0	18	1.75
20	35	63						85	154	8.5	15.3	83	611	0.2					29	
25	42	71	4	0	2.5	2.5	—	193	348	15.4	27.7	173	1248	0.29	4	+0.024 +0.012	4	-0.025	33	2
30	47	80						272	490	18.5	33.3	212	1581	0.37					42	

[!] Dimensions in () are for SUS440C Equivalent. [!] Allowable static moment M01 is a value measured when a single nut is used, and M02 is a value measured when two nuts are used.

Basic Specifications

- Type - Solid Shaft
- Accuracy Grade - Standard Grade
- Torque - Middle Torque
- Nut Length- Standard
- End Shape (Left) - End Shape (Left)
- Ball Recirculating Type - Single
- Preload - Standard
- End Shape (Right) - Standard

ORDERING GUIDE



Part Number	L
DBHS2M10	555
DBSS8	300
DBHS2M10G	555
DBSS8L	300

www.dymextech.com
india@dymextech.com