

# Rotary Connectors - Round Flanged

## Compact Flanged

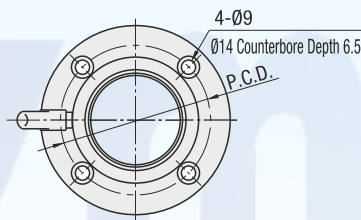
● Features: Touch panels and boxes can be freely rotated

### Round Flanged

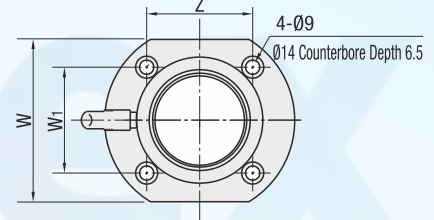


Type		M Material	S Surface Treatment	A Accessory		
Round Flanged	Compact Flanged			Clamp Lever	Screw	Nut
DROCN	DWROCN	SS400	Electroless Nickel Platin	CLMD	CB8-20x4	LBNR8x4
DROCK	DWROCK	SS400	Black Oxide	CLMD	CB8-20x4	LBNR8x4
DROCSH	DWROCS	SUS304 Equivalent		CLMS	SCB8-20x4	SLBNR8x4

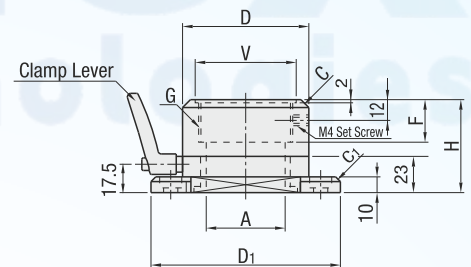
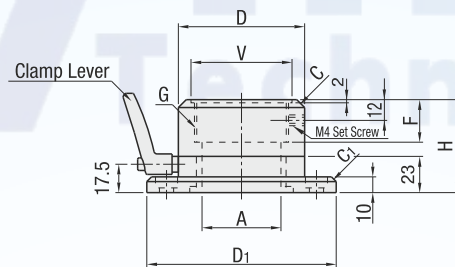
Round Flanged



Compact Flanged



### Compact Flanged



● Structure with inner stopper prevents 360 rotation to prevent wiring from being twisted

● Avoid giving excessive impact to the internal stopper when rotating, otherwise, it may cause damages

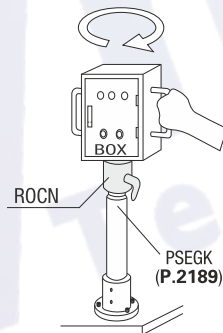
Part Number		A	D	D1	G (PF)	F	H	C	V	P.C.D.	C1	W	W1	Z	Applicable Tube	*Reference Values	
Type	Nominal															X1(N)	X2(N)
Round Flanged	28	20	50	85	G1	23	55	3	35	65	1.5	52	34	56	G28	16.4	23.5
	36	28	60	95	G1 1/4	26	58		45	75		62	44	62	G36	17.2	24.8
	42	33	65	100	G1 1/4		5	59	50	80	67	49	64	G42	18.4	30.3	
	54	48	80	120	G2	27		64	95	64	95	82	64	72	G54	19.6	32.3
Compact Flanged	70	62	96	138	G2 1/2	32	63	5	78	112	3	98	76	82	G70	20.8	33.4
	82	72	106	148	G3	37	68		90	122		108	86	88	G82	22	34.1
	92	85	118	160	G3 1/2				103	134	120	94	96	G92	23.2	34.1	

● Take note that the applicable hollow tubes are based on JIS C 8305 Rigid Steel Conduits, but the thread section will be JIS B 0202 Parallel Threads for Tubes. (Threads for electrical conduits will not fit.)

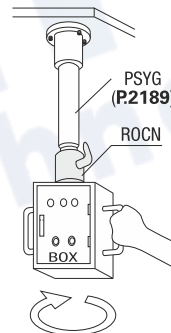
● \* Please note the the reference values are not guaranteed.

### Example

App. Example 1



App. Example 2



\* Assume BOX load is 50kg.

• As shown in App. Example 1, X<sub>1</sub>(N) is the force needed to turn the handle.

• As shown in App. Example 2, X<sub>2</sub>(N) is the force needed to turn the handle.

